

Scaled data based on original data using
LM-79-08 Approved Method: Electrical and Photometric Measurements of Solid-
State Lighting Products

Test Report Prepared for
Cooper Lighting Solutions
(formerly Eaton)

Brand: INVUE

Report Number: P676982

Luminaire Tested: **CCW-SA-2E-730-U-SL3-HSS**

Issue Date: 04/25/2023



Test Information

Test Method: LM-79-08
Report Number: P676982
Test Lab: INNOVATION CENTER(G1)
Issue Date: 04/25/2023
Manufacturer: COOPER LIGHTING SOLUTIONS (FORMERLY EATON)
Product Line: INVUE
Catalog Number: CCW-SA-2E-730-U-SL3-HSS
Description: INVUE CLEAR CURVE Wall Pack MOUNT Light Square Luminaire @1050mA w/
SL3 distribution lens and House Side Shield
Light Source: (32) 3000K CCT, 70 CRI LEDs
Ballast/Driver: ELECTRONIC DRIVER

Summary

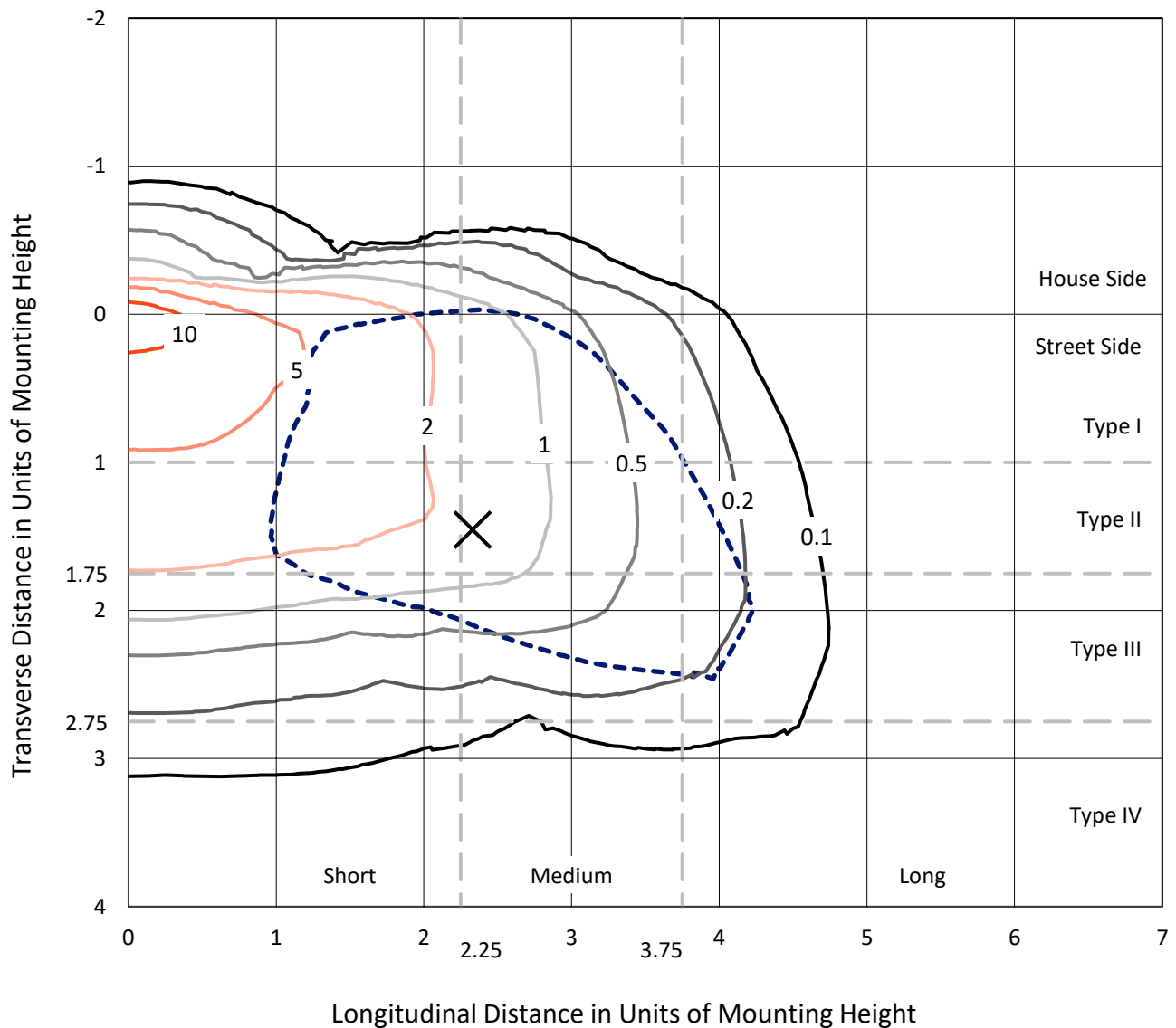
Lumens per Lamp: N/A
Luminaire Lumens: 10288.6 lumens
Efficiency: N/A
Efficacy: 96.5 lumens/watt
Luminous Opening: Rectangular (W 1' x L: 1' x H: 0')
IES Classification: Type III - Medium
BUG Rating: B1 - U0 - G2

Input Watts (W): 106.6
Input Voltage (V): 120
Input Current (A_{in}): NR
Voltage Rise (V): NR
Power Factor: NR
Total Harmonic Distortion (THDi): NR
Frequency (hertz): 60
Stabilization Time: NR
Operation Time: NR
Ambient Temperature (°C): NR
Test Distance: 25 FT

REPORT NUMBER: P676982
 CATALOG NUMBER: CCW-SA-2E-730-U-SL3-HSS

Iso-Footcandle Lines of Horizontal Illumination

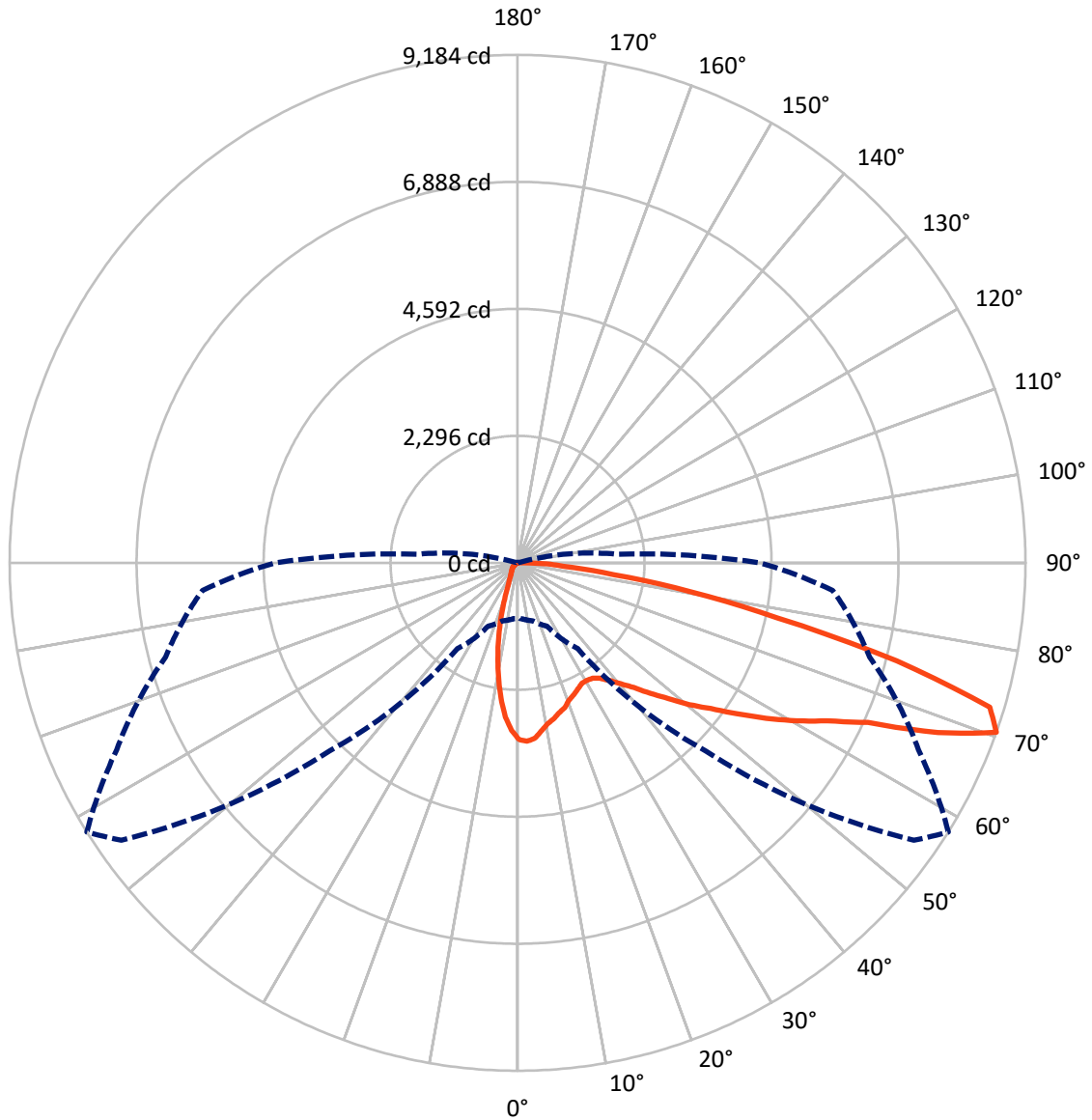
✕ Max cd
 - - - 1/2 Max cd



Based on 15 foot mounting height. Maximum calculated value = 14.2 fc
 Type III - Medium - N/A

REPORT NUMBER: P676982
CATALOG NUMBER: CCW-SA-2E-730-U-SL3-HSS

Luminous Intensity Polar Plot



— Vertical Plane Through 58-Deg Lateral - - - Horizontal Cone Through 70-Deg Vertical

REPORT NUMBER: P676982
 CATALOG NUMBER: CCW-SA-2E-730-U-SL3-HSS

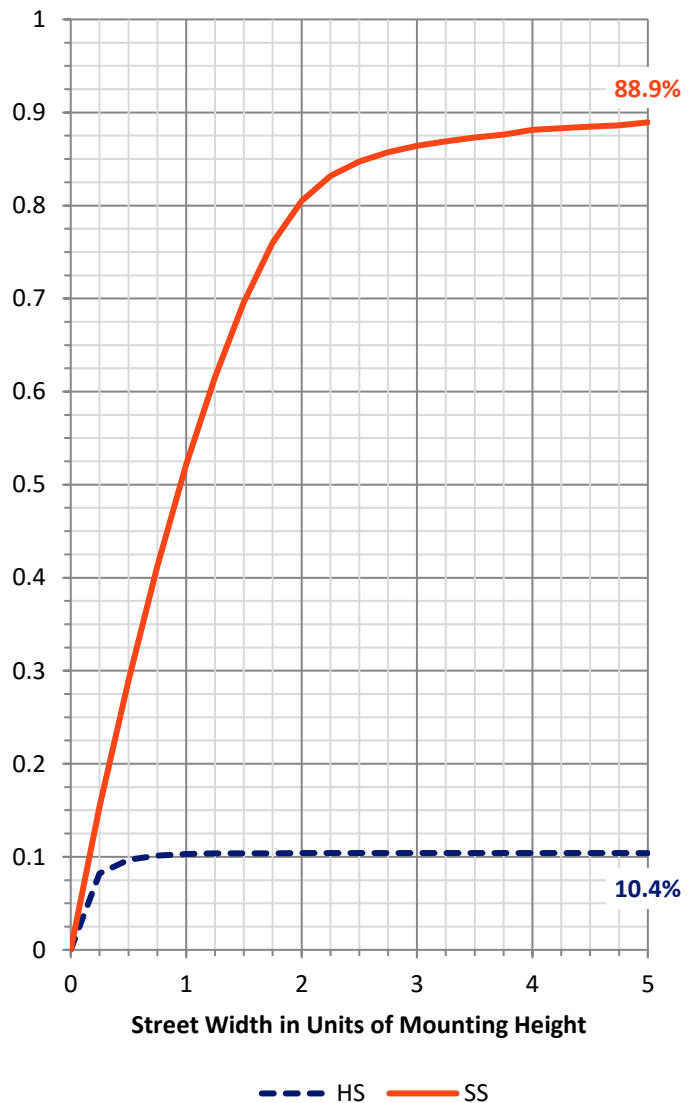
FLUX DISTRIBUTION:

		Downward	Upward	Total
House Side	Lumens	1077.4	0.0	1077.4
	% Fixture	10.5	0.0	10.5
Street Side	Lumens	9211.2	0.0	9211.2
	% Fixture	89.5	0.0	89.5
Total	Lumens	10288.6	0.0	10288.6
	% Fixture	100.0	0.0	100.0

Coefficient of Utilization

ZONAL LUMENS:

Zone	Lumens	% Fixture
0°-10°	260.6	2.5
10°-20°	542.5	5.3
20°-30°	726.4	7.1
30°-40°	982.0	9.5
40°-50°	1409.4	13.7
50°-60°	2077.0	20.2
60°-70°	2533.4	24.6
70°-80°	1547.0	15.0
80°-90°	210.2	2.0
90°-100°	0.0	0.0
100°-110°	0.0	0.0
110°-120°	0.0	0.0
120°-130°	0.0	0.0
130°-140°	0.0	0.0
140°-150°	0.0	0.0
150°-160°	0.0	0.0
160°-170°	0.0	0.0
170°-180°	0.0	0.0
0°-90°	10288.6	100.0
0°-180°	10288.6	100.0

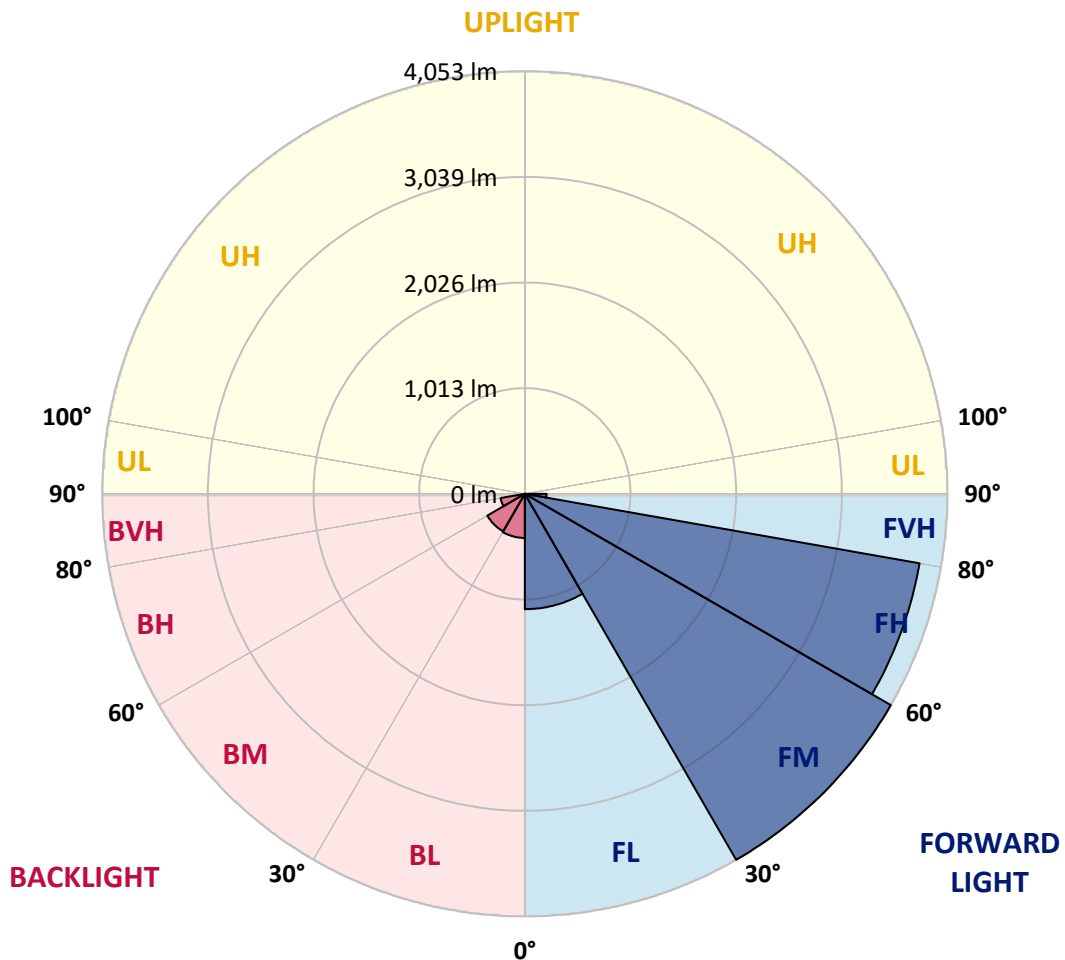


REPORT NUMBER: P676982
 CATALOG NUMBER: CCW-SA-2E-730-U-SL3-HSS

LUMINAIRE CLASSIFICATION SYSTEM LUMEN TABLE AND BUG RATING:

Zone	Lumens	% Fixture	Zone Rating/Lumen Limit		
			B	U	G
FL (0°-30°)	1106.2	10.8			
FM (30°-60°)	4052.6	39.4			
FH (60°-80°)	3844.3	37.4			G2/5000
FVH (80°-90°)	208.1	2.0			G2/225
BL (0°-30°)	423.4	4.1	B1/500		
BM (30°-60°)	415.8	4.0	B1/1000		
BH (60°-80°)	236.1	2.3	B1/500		G1/500
BVH (80°-90°)	2.0	0.0			G0/10
UL (90°-100°)	0.0	0.0		U0/0	
UH (100°-180°)	0.0	0.0		U0/0	

BUG Rating: B1-U0-G2
 Type III Medium





REPORT NUMBER: P676982

CATALOG NUMBER: CCW-SA-2E-730-U-SL3-HSS

CANDELA DISTRIBUTION (FULL):

	0°	5°	15°	25°	35°	45°	55°	58°	65°	75°	85°
0°	3193.9	3193.9	3193.9	3193.9	3193.9	3193.9	3193.9	3193.9	3193.9	3193.9	3193.9
2.5°	3251.8	3263.8	3234.9	3268.7	3237.3	3251.8	3234.9	3230.1	3232.5	3234.9	3215.6
5°	3099.8	3128.8	3140.8	3121.5	3167.3	3160.1	3189.1	3191.5	3179.4	3167.3	3169.8
7.5°	2899.6	2928.5	2940.6	2952.7	2998.5	3058.8	3097.4	3073.3	3092.6	3136.0	3070.9
10°	2754.8	2747.6	2745.2	2769.3	2856.2	2906.8	2972.0	2964.7	3013.0	3054.0	3000.9
12.5°	2576.3	2561.9	2605.3	2624.6	2701.8	2791.0	2841.7	2894.8	2943.0	2986.4	2926.1
15°	2443.7	2455.7	2472.6	2513.6	2569.1	2687.3	2762.1	2812.7	2899.6	2921.3	2897.2
17.5°	2337.5	2347.2	2371.3	2393.0	2463.0	2576.3	2694.5	2754.8	2846.5	2904.4	2829.6
20°	2339.9	2311.0	2311.0	2332.7	2371.3	2506.4	2631.8	2651.1	2776.6	2875.5	2824.8
22.5°	2342.3	2332.7	2311.0	2308.6	2325.5	2421.9	2549.8	2593.2	2728.3	2844.1	2783.8
25°	2376.1	2339.9	2342.3	2308.6	2315.8	2364.1	2465.4	2530.5	2684.9	2861.0	2762.1
27.5°	2405.1	2421.9	2388.2	2373.7	2332.7	2330.3	2414.7	2470.2	2663.2	2899.6	2776.6
30°	2470.2	2482.3	2482.3	2472.6	2434.0	2378.5	2397.8	2467.8	2619.8	2892.3	2752.4
32.5°	2578.7	2557.0	2586.0	2571.5	2520.9	2434.0	2450.9	2487.1	2646.3	2984.0	2791.0
35°	2614.9	2631.8	2670.4	2639.1	2622.2	2571.5	2537.7	2564.3	2684.9	3075.7	2848.9
37.5°	2725.9	2701.8	2728.3	2798.3	2815.2	2723.5	2658.4	2697.0	2829.6	3184.2	2902.0
40°	2735.5	2754.8	2803.1	2940.6	2957.5	2918.9	2865.8	2875.5	2974.4	3324.1	3034.7
42.5°	2783.8	2805.5	2904.4	3020.2	3111.9	3119.1	3080.5	3080.5	3164.9	3548.5	3181.8
45°	2877.9	2841.7	2969.5	3164.9	3297.6	3324.1	3374.8	3362.7	3430.3	3784.9	3456.8
47.5°	2914.1	2926.1	3066.0	3302.4	3454.4	3577.4	3661.9	3664.3	3698.1	4086.4	3813.8
50°	3032.3	3029.8	3198.7	3418.2	3642.6	3866.9	4031.0	4031.0	4028.5	4380.7	4120.2
52.5°	3189.1	3184.2	3314.5	3575.0	3866.9	4149.2	4366.3	4373.5	4429.0	4742.6	4472.4
55°	3444.8	3423.1	3548.5	3741.5	4091.3	4433.8	4810.1	4812.5	4769.1	5000.7	4725.7
57.5°	3659.5	3657.0	3760.8	3946.5	4342.1	4800.5	5237.1	5302.2	5164.7	5266.0	4928.3
60°	3604.0	3635.3	3850.0	4125.0	4607.5	5258.8	5697.9	5799.2	5579.6	5447.0	5080.3
62.5°	3259.0	3331.4	3565.4	4004.4	4831.8	5924.6	6332.3	6286.5	5796.8	5601.4	5266.0
65°	2344.8	2417.1	2706.6	3365.2	4571.3	6395.0	7166.9	6959.5	6182.7	5830.5	5514.5
67.5°	1379.8	1408.8	1589.7	2146.9	3418.2	6139.3	8180.1	8197.0	6942.6	6182.7	5943.9
70°	996.3	1018.0	1087.9	1266.5	1893.7	4812.5	8744.6	9183.6	7996.8	6588.0	5717.1
72.5°	764.7	764.7	882.9	1054.2	1206.1	2882.7	8047.4	8927.9	8225.9	6199.6	4607.5
75°	550.0	564.5	692.3	907.0	1112.1	1447.4	5929.4	7084.9	6971.5	5024.8	3218.0
77.5°	316.0	323.2	487.3	759.9	1044.5	993.9	3664.3	4802.9	4938.0	3145.6	1394.3
80°	161.6	166.4	272.6	600.7	945.6	866.0	2185.5	3162.5	2682.5	914.3	323.2
82.5°	79.6	79.6	123.0	383.6	803.3	767.1	1285.8	1746.5	950.4	209.9	135.1
85°	26.5	28.9	55.5	217.1	581.4	463.2	786.4	829.8	318.4	79.6	74.8
87.5°	7.2	9.6	14.5	79.6	253.3	303.9	468.0	530.7	130.3	31.4	36.2
90°	0.0	0.0	0.0	0.0	0.0	0.0	0.0	0.0	0.0	0.0	0.0



REPORT NUMBER: P676982
 CATALOG NUMBER: CCW-SA-2E-730-U-SL3-HSS

CANDELA DISTRIBUTION (continued):

	90°	95°	105°	115°	125°	135°	145°	155°	165°	175°	180°
0°	3193.9	3193.9	3193.9	3193.9	3193.9	3193.9	3193.9	3193.9	3193.9	3193.9	3193.9
2.5°	3143.2	3126.3	3107.0	3058.8	3020.2	2969.5	2935.8	2909.2	2858.6	2868.2	2846.5
5°	3111.9	3080.5	2969.5	2863.4	2766.9	2619.8	2518.4	2453.3	2400.2	2347.2	2385.8
7.5°	3056.4	2981.6	2807.9	2610.1	2405.1	2212.1	2019.1	1903.3	1818.9	1741.7	1739.3
10°	2962.3	2841.7	2569.1	2311.0	1995.0	1741.7	1495.6	1302.6	1177.2	1085.5	1083.1
12.5°	2856.2	2730.7	2388.2	1968.4	1604.2	1247.2	952.9	747.8	629.6	557.2	547.6
15°	2788.6	2605.3	2161.4	1664.5	1213.4	812.9	528.3	400.4	354.6	337.7	337.7
17.5°	2701.8	2491.9	1937.1	1348.5	841.9	470.4	342.5	308.8	306.4	301.5	296.7
20°	2665.6	2405.1	1736.9	1075.9	533.1	332.9	294.3	287.1	287.1	282.2	277.4
22.5°	2569.1	2279.6	1524.6	788.8	354.6	291.9	277.4	267.8	262.9	258.1	262.9
25°	2525.7	2190.4	1324.4	545.2	289.5	260.5	253.3	243.6	236.4	234.0	234.0
27.5°	2496.7	2101.1	1129.0	378.7	255.7	238.8	224.3	217.1	207.5	197.8	197.8
30°	2475.0	2031.2	940.8	279.8	229.2	212.3	200.2	183.3	171.3	161.6	161.6
32.5°	2446.1	1949.1	752.6	238.8	207.5	190.6	168.9	154.4	137.5	130.3	130.3
35°	2455.7	1893.7	591.0	212.3	185.7	164.0	144.7	125.4	108.6	101.3	98.9
37.5°	2475.0	1852.6	448.7	190.6	166.4	142.3	120.6	98.9	89.3	79.6	79.6
40°	2557.0	1840.6	330.5	176.1	152.0	125.4	101.3	82.0	72.4	65.1	62.7
42.5°	2694.5	1857.5	255.7	159.2	137.5	106.1	84.4	67.5	57.9	50.7	48.2
45°	2870.6	1922.6	209.9	149.6	120.6	89.3	67.5	55.5	43.4	38.6	38.6
47.5°	3126.3	2023.9	183.3	137.5	106.1	74.8	57.9	43.4	33.8	28.9	28.9
50°	3415.8	2139.7	161.6	123.0	91.7	62.7	45.8	33.8	24.1	21.7	21.7
52.5°	3705.3	2286.9	149.6	113.4	79.6	50.7	36.2	24.1	16.9	14.5	14.5
55°	4009.2	2417.1	135.1	106.1	65.1	41.0	26.5	14.5	9.6	7.2	7.2
57.5°	4221.5	2467.8	118.2	91.7	50.7	31.4	19.3	9.6	4.8	2.4	2.4
60°	4373.5	2475.0	101.3	74.8	38.6	24.1	12.1	4.8	2.4	0.0	0.0
62.5°	4501.4	2489.5	86.8	57.9	28.9	16.9	7.2	2.4	0.0	0.0	0.0
65°	4754.6	2477.4	70.0	45.8	19.3	9.6	4.8	0.0	0.0	0.0	0.0
67.5°	4954.9	2356.8	55.5	31.4	12.1	4.8	2.4	0.0	0.0	0.0	0.0
70°	4383.1	1797.2	43.4	21.7	7.2	2.4	0.0	0.0	0.0	0.0	0.0
72.5°	3442.4	1198.9	28.9	12.1	4.8	2.4	0.0	0.0	0.0	0.0	0.0
75°	2257.9	595.8	21.7	7.2	2.4	0.0	0.0	0.0	0.0	0.0	0.0
77.5°	878.1	156.8	14.5	4.8	0.0	0.0	0.0	0.0	0.0	0.0	0.0
80°	212.3	53.1	7.2	2.4	0.0	0.0	0.0	0.0	0.0	0.0	0.0
82.5°	91.7	19.3	4.8	2.4	0.0	0.0	0.0	0.0	0.0	0.0	0.0
85°	55.5	9.6	2.4	0.0	0.0	0.0	0.0	0.0	0.0	0.0	0.0
87.5°	28.9	4.8	2.4	2.4	0.0	0.0	0.0	0.0	0.0	0.0	0.0
90°	0.0	0.0	0.0	0.0	0.0	0.0	0.0	0.0	0.0	0.0	0.0

(END OF REPORT)